12.

13. 2 4

14.

15.

16. 2018

17.

18. Atlas ---

1

418961 6.8%

6.8% 6.7% 12 6.7%-6.9%

22087 3.2% 169299

6.1% 227576 7.6%

3995 0.9%

2614 1.4% 40904 1.8% 33422

1.2%

6.7% 0.1

7.6% 1.9%

6.7% 6.2% 1.6%

6.9% 10.5%

11.6% 9.2% 4.9 2.5 6

6.0% 1-5 27298

16.5% 6.36%

0.35

8.0% 0.1

6

8.0% 1-5

13.3% 0.2

18.1% 17.5% 15.4% 2.4 5.0 4.5

9609 8.8% 1.2

6.7% 1.3

6.8% 1.1 12.2% 1.2

180018 9.4% 0.4

154091 9.2% 25927

10.5% 19457 9.9% 160561

9.3%

10.6% 10.6% 14.2% 0.2 0.5 2.9

6 9.0% 0.5

297316 6.0%

1.5 184539 8.4% 1.2

13.5% 3.8%

4.9% 66107 11.5% 9013 26.7%

12.2% 59%

2.3 7% 58.6%

5.3% 5.2% 11%

41% 16 14.7% 6.8

6 24936 4.3% 13777 3.1%

11158 6.0% 57162

5.7% 6 10547 2.8%

14063 8.7%

6.6% 19770 7.9%

5.8% 7142 8.8%

6.8% 2.77 0.02

12186 8.4% 6 4.8%

0.1 31 4.7%

0.2 18022 149

0.8% 3661 7.5%

2.0% 0.1

1.4% 1.1% 2.3% 1.6%

1.2% 2.1% 5.5%

1.1% 6 1.9% 0.1

0.1% 3.9% 0.2

4.4% 6 4.7%

0.6 0.3% 5.1%

0.4%

1.5

54.3% 0.3 13.9

78.5%

47.1

8.7% 2.0 88.1%

23.9% 15.0%

40810 30.1% 31277 29.8%

17.4%

http://cac.chinaiol.com/s/0717/49198880.html

BHI 2018 5

117 2017 2018 (

117 1.5) 34 30%;44 2018

; 39

BHI رسول

200

OEM ODM

LOGO

200

2015

4 17 3 10.1

7.5%

77.8% 31.3%

24.2% 10%

2%

6.2 62% 8.9%

13%

1

( ) 10.1 7.5% 1-2

0.4 1.7 6.2 8.9%

1-2 0.8 1.2

4 17

20% ;

60%

8.9% 2.9

2% 2.5%

1-2 13%; 3.8% 0.5 ;

8.9% 2.8

13% 10.4%

10.1% 2.8 ; 13.4% 2.2

; 18.9% 0.2 ; 5.1% 1-2

3.4%

;

15.4%;

26.9%

25.3%

2

13% 19%

23.5%

FNJ ï

http://news.ehvacr.com/news/2018/0531/104473.html

6

1.

2.

3.

4.

5.

1. GB50366

XJJ050

2.

1

2

3

3.

1.

1

GB/T19923

GB/T18920

2

1

25%

1.

2.

3. 60 10

4. 7

5.

0.5m/s

2.0m/s

6. S316

00Gr20Ni18Mo6CuN

7.

8.

9.

3 5

http://news.ehvacr.com/news/2018/0626/104621.html

7

(

)

30

400

4

3

2

2018 1

2018

http://news.ehvacr.com/news/2018/0522/104406.html

10

6 7

7 @ii9

(TMS)

2018

2016 2.01 7.9%

2018

3.5

27 3 2019

132

2011 10

80

21 17 92.03

η

η 26

2000

54 2

NH3/CO2 。 13

35 。 80-100 η 3

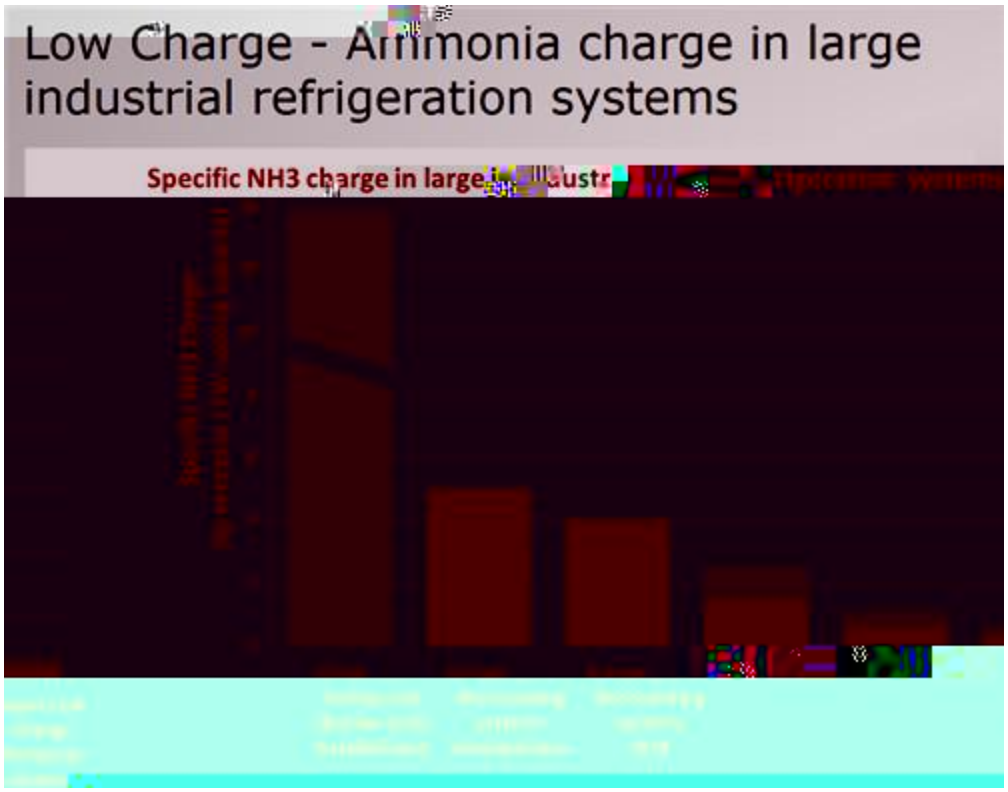
Low Charge - Ammonia charge in large industrial refrigeration systems

About Ammonia as refrigerant

10-50%
Cost saving
The initial cost of R22 pump system is much higher than Ammonia system.

- Natural refrigerant, environmental-friendly
- High-efficiency, low-cost
- [illegible] function – through an unique smell
- [illegible] refrigerant in industrial refrigeration. 95%+ large refrigerating systems in Europe and U.S make use of it
- Toxic and flammable refrigerant can be limited only [illegible] concentration
- The combustion needs extremely high ignition energy

Statistics on the deaths of people caused by Ammonia refrigeration accidents in some countries

Country	Years of Statistics by the end of 2008	Death toll
Denmark	63	0
Germany	22	2
U.S.	15	8
Australia	30	0
Netherland	[illegible]	1
Italy	30	0

Background information

[illegible] Ammonia refrigeration industry

Big controversy about the safety of Ammonia in China due to the [illegible]


A revolutionary liquid supply technology——U-Turn
Impact, gravity, centrifugal three-stage high-efficiency separation

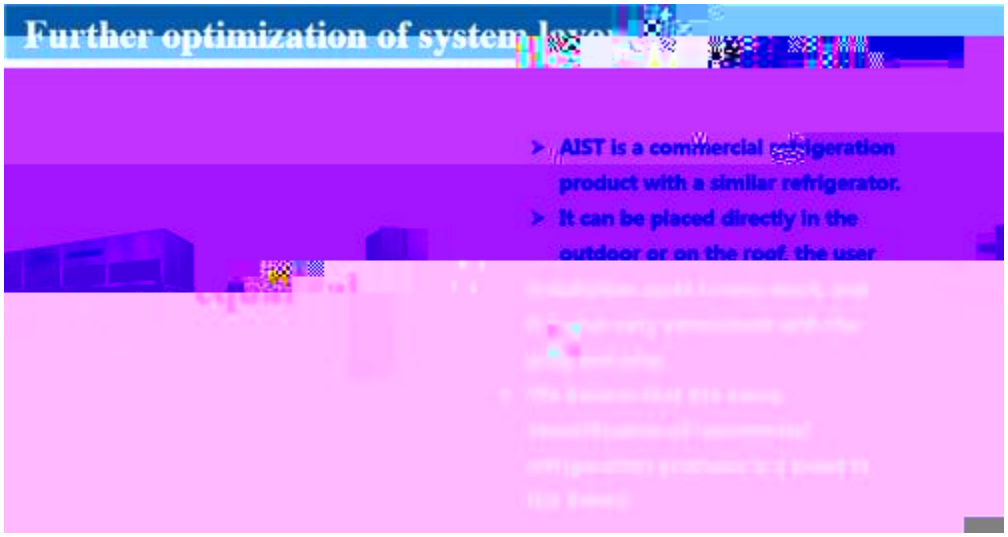
AIST is a commercial refrigeration product with a similar refrigerator.
It can be placed directly in the outdoor or on the roof, the user

3

150

50 300

6

http://www.chinaiol.com/cold/s/0712/59198722.html

15

3

ysjbz@126.com 2018 8 11

2018 6

https://www.ysjw.cn/news/show-2795.html

16 Ŧ hu 1^

2018 22

2018 6 27

https://www.ysjw.cn/news/show-2806.html

17

6 1

7 SUV

6

( )

“ ”

7 100%

7 31

4

6

7 (

)

( )

(

https://www.d1ev.com/news/zhengce/73233

19

(

)

GB/T

3 71 1 8000

2020 2017

BNEF

104 3

2

2020

50%-

2 6 1 24

5.2 3.35

2018 1

2018-2020 2018 28GW 2020 45GW

2017 102GW 53GW

PV Infolink 2017 36% 27%

2017 27.54GW 19.08GW

2017 28GW

2017

45% 100GW

80-90GW 50%

2

Jason Tsai

3.35 3.25 3.1 3.2

2.8 2.7

20% 15%

25% 70%

0.1

Jason Tsai 8

9

8

mentioned herein is indicative only and the description of the imported goods will determine the applicability of the recommended Safeguard Duty.

Year	Safeguard duty recommended
First Year	Safeguard duty @ 25% ad valorem
Second Year (for first 6 mo	Safeguard duty @ 20% ad valorem
Second Year (For next 6-months)	Safeguard duty @ 15% ad valorem

77. As the imports from developing nations, as listed in Notification No.19/2016-custom(NT) dated 5th February,2016, except China PR and Malaysia do not exceed 3% individually and 9% collectively, the import of product under consideration originating from developing nations except China PR and Mal

531

9

2022 175GW 100GW

6 2022 227GW 531

3 24 4GW

100GW

100GW 2018 2022

15 12GW 2017 9GW

85

90

2030 40

SECI 2GW

2 44 0 24

30

2

201 4 0 201

201

2012

201

3

1 5

5 —

2017 7

3

DGTR

https://solar.ofweek.com/2018-07/ART-260009-8420-30250551.html

23

2018 5 31 2018

(2018 823) 2018

; 10GW 2018

2016 15GW 2017 11GW 2018

201

201

11GW

2017 9.6GW 2022 100GW

15-20GW

15GW

FiT FiT 2018

2017 7GW

9

9 6 Ʉ

Ă Ь

https://libattery.ofweek.com/2018-07/ART-36007-8420-30251185.html

25

2017

1130

https://libattery.ofweek.com/2018-07/ART-36001-8420-30252182.html

26 ?

SEMI 2018

2019 173

IC

28nm 14nm

10nm 7nm 3D NAND Flash

IC 7nm

14nm 28nm

8

8

1-2

http://www.semi.org.cn/news/news_show.aspx?ID=53439&classid=117

27 2018

IC Insights 2018 110

10.6%

2014 -2017 15 22

39 79

IC Insights

2018 2019 32

33 35.47%

http://www.semi.org.cn/news/news_show.aspx?ID=53215&classid=117

28

6 15

AI

5G

200

500 100 100

300

http://www.semi.org.cn/news/news_show.aspx?ID=53097&classid=117

29

2050 18

2050

7 21

Mirai

2018 3 7 6

200

3 5

1 2 3

4 5

6 7

2014 4

2014 ç



5	JB/T 8701-2018	制冷用板式换热器	本标准规定了制冷空调装置（含压缩空气冷冻干燥机组）用不可拆板式换热器（包括钎焊板式换热器、半焊板式换热器和全焊板式换热器的术语和定义、一般规定、以及材料、设计、制造、检验与验收、标志、包装与运输等方面的要求。 本标准适用于以液化气体为制冷剂的制冷空调装置中与制冷剂接触而承受制冷剂压力的板式[illegible]设计压力不高于 14.0 MPa，最低设计温度[illegible]设计温度不高于 250℃。 本标准还适用于压力、温度、介质等条件相似的应用于其他场合的[illegible] 本标准适用于电动机驱动压缩机的自携式冷柜。	JB/T 8701-1998	2018-12-
9	JB/T 13494-2018	电自动控制器	本标准规定了制冷节流阀的术语[illegible] 绿窝密封。		



http://cac.chinaiol.com/s/0608/89197163.html

2

1

∴ ε

1

--

2015

2016

3.50%

2

80

260

1

表1

名称	主要品种	发展情况
电子气体	1、氟化物：超纯氨、硅烷、磷烷、砷烷、氯化锑	1、电子气体是超大规模集成电路、平面显示器件、化合物半导体器件、太阳能电池、光纤等工业生产不可缺少的基础性材料，广泛应用于薄膜、刻蚀
	2、氟化物：六氟化硫、掺杂、气相沉积、扩散等工艺，随着半导体和	

4

2

5

7

2

1

4

表4

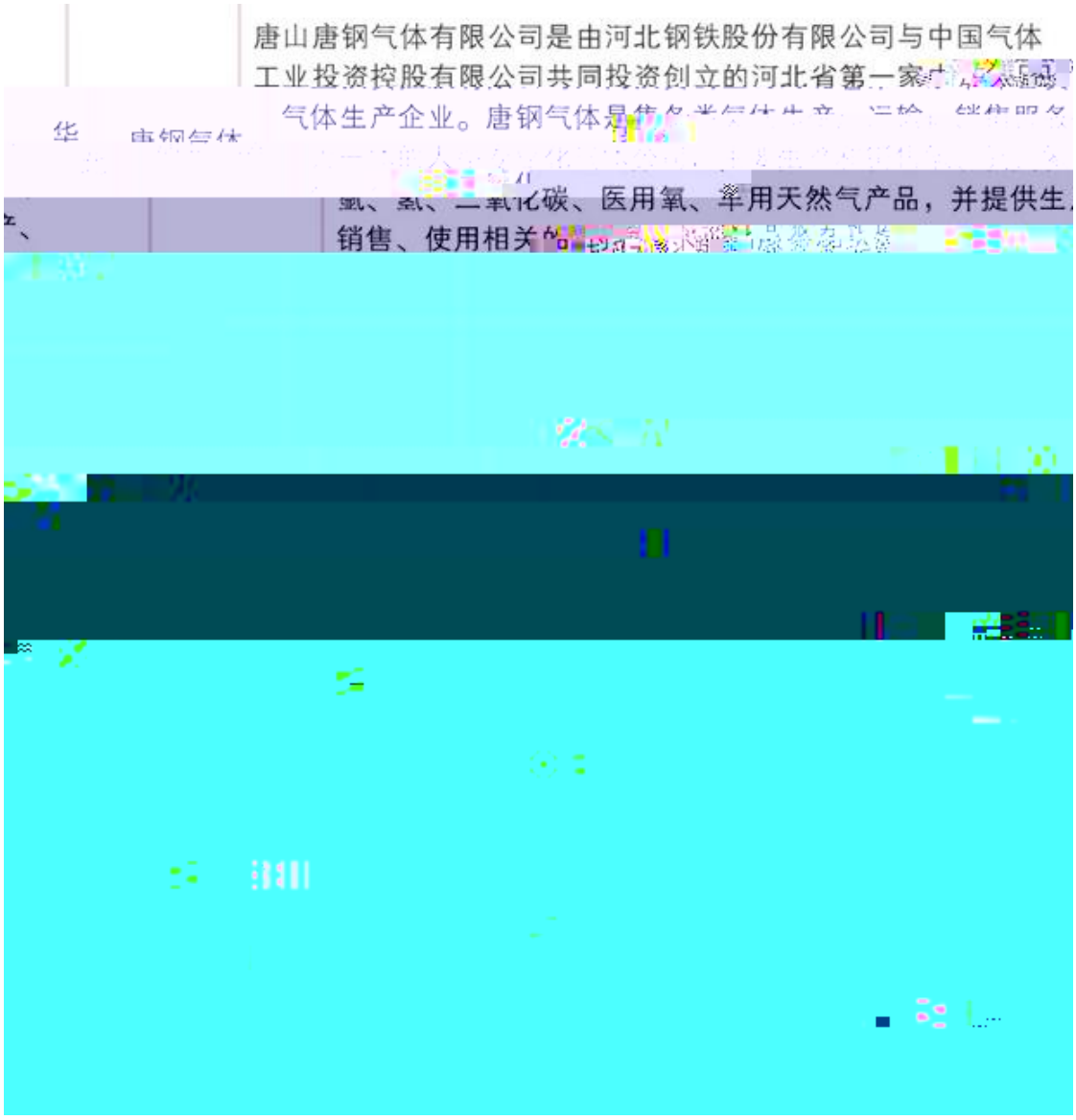

2

20,000Nm3/h

5

http://www.compressoronline.cn/index.php?m=content&c=index&a=show&catid=6&id=7977

3

2018 1 18 2017

6.27 6%

6%-9%

25%

15%-40% 2018

721 2016 8 0.7671

2018

2

2.1

Toyota UTC DOE

Author D.Little / CEM

28kW 42g/s 2.2×105Pa

50kW

2

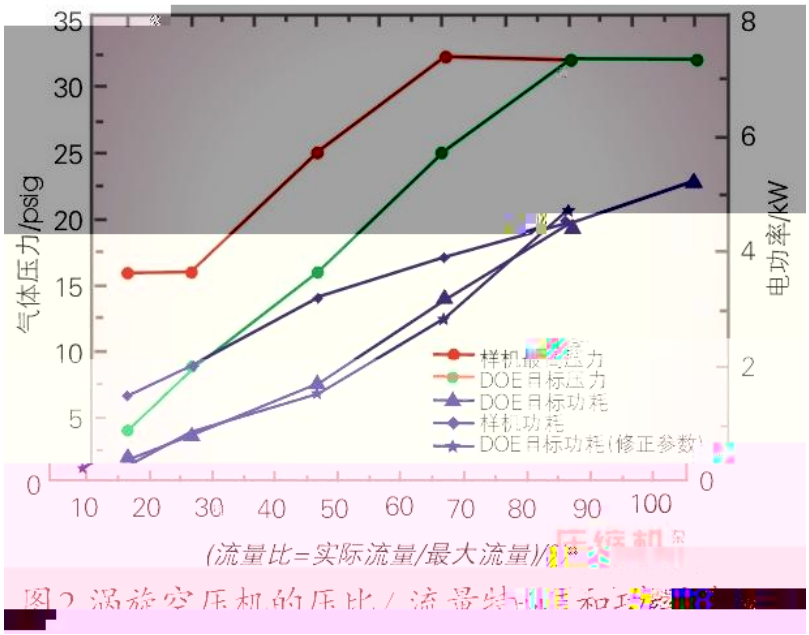

图2 涡旋空压机的压比/流量特性和功耗

Author D.Little / DOE

3.2

80% DOE 1.5 2

DOE

2.2

/

GM PlugPower Xcellsis Ballard

Mercedes-Benz A 68.5kW /

4%

3

图3 戴姆勒公司研制的空气供应系统

Mercedes-Benz B F

/ 2.9 9.1kW 80kWFCS

2.3

65kW

80g/s 1.5 2.5

<10kW 4

80000r /min

5

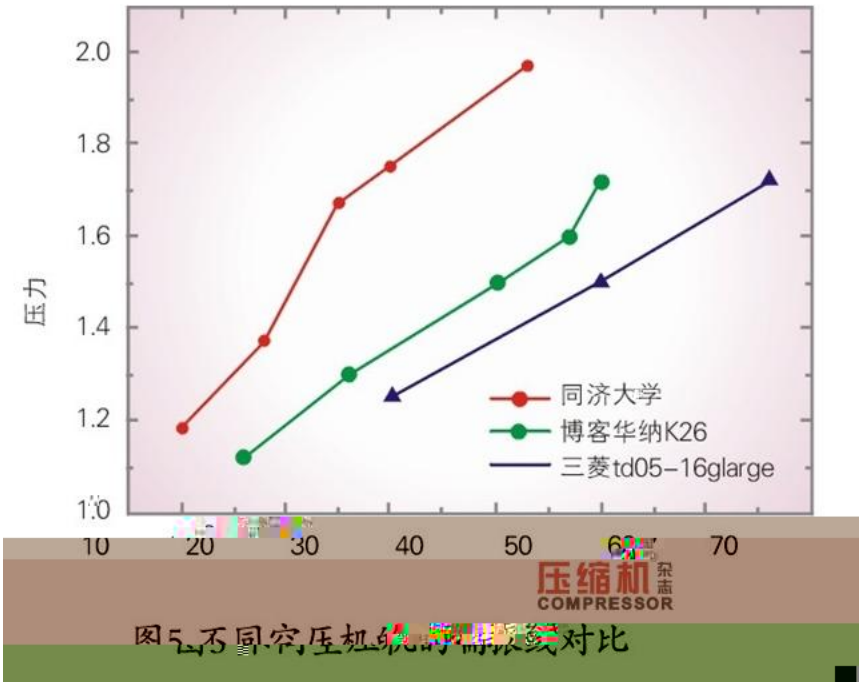

图5 不同空压机的喘振线对比

2.4

DOE

P R

P400 R340 TVS

80kW 6

图6 罗茨式压缩机

TVS

TVS

2.5 92g/s

1

2

3

2.5

Toroidal Intersecting Vane Machine

7 90 °



图7 螺旋式交叉滑片机的工作原理

Mechanology LLC

Mechanology TIVM

6.7×104Pa

DOE 50kW TIVM TIVM

1500r/min 3.2

72g/s

3

1

2

Wiartalla

2.5×105Pa 12% 2%

DOE Honeywell 110kr /min

5%

http://www.compressoronline.cn/index.php?m=content&c=index&a=show&catid=6&id=7921

5

2018 9

CSHIA 2018

3 19 T/CSHIA 001-2018

GB/T 1.1-2009

CSHIA

VillaKit

http://news.ehvacr.com/news/2018/0619/104581.html

6 2018

6 20 2018

2016

50%



40%

2400 /KW 8 /

12 / 20 /

http://china-hydrogen.org/fuelcell/mix/2018-06-28/8014.html

1

Angriya

350 15



http://www.chinaiol.com/cold/s/0614/97197454.html

2 2018-2019 6

23

6 23 2018-2019 200

2 4 2 1 1

1 1 3

1

25

1 1 2 1

2 1 1 1 1 1

1 1 1 2 1

2 1 1 1

1 1

1

58

5 3 3 1

2 2 1 2

1 1 1 1 1

2 1 1 1 1

2 2 1 6 6

2 2 1 1 1 Ǝ

6

5000

4000

2017 15.42%

1.61

14.8% 38%

GMV

6000 550 20 400

12700 10 1000

2005 13 160

24 35635 21229

2017 7698 20

8.9 1.9 4300

5 (“ ”
“ ”)

2017 696878.23
129688.49 262274.66 711.84
2017 50.24% 29.50% 31.68% 8.69%
(
) 1975

2015 4729 2015
97 2 64 2011-2015 16%
22%

7 300

300 20

2000

7000 6000

6

-

2600 120 300 5 2011 4 16

http://cac.chinaiol.com/s/0625/41197839.html

8 T2

T2

T2

T2

50492 20 T2

T2

210 75

1968

http://cac.chinaiol.com/s/0711/03198668.html

9

2018 5 18 ( ) --

( ) ( ) -- (

)

50

100 1000

http://www.chinaiol.com/cold/s/0521/77196107.html

10 IPO 5.99

5 15 A

5

500L

77.38% 68.65% 70.22% 73.54%

IPO 2014-2017 5.73 8.65 8.44

5.97 4710 1.2 1.23 8660

https://www.ysjw.cn/news/show-2823.html

13

6 13

215

2

2017~2019

2019

350

70% 15% 15%

2017

20

https://www.ysjw.cn/news/show-2798.html

14

4 4

18 Busch ACHEMA

ACHEMA Busch

上海漢鏡精機股份有限公司

OÌW-AfeÐÑ<03B52CBA1297.05D0A 13n;UÒÌW-Af5Dl$4x=?6XTXX7tb*ë ACHEMA

P M2 3 35 0 445

3 15 0 395 0 2 0 05

6 34

2017 5 4

P M2 71 4

6 14

80

93

0 21 1 6

http://pv.semi.org.cn/a/grid/snec_editcommend/38161.html

20

2005 5 18

2007 2 7

11 17

3 62

CEO

2 2015 6

9 69 4 891

11

1 6

1 51 ADR 7 55

2017 6 5 18 6 5

7 17

https://solar.ofweek.com/2018-07/ART-260006-8440-30249928.html

21 9.7 100%

49 2018 3

31 7 836 13

2018 3 31 97 072 06

89 235 93 1138 77 100

97 000 47 530

2008

2016 CEO

2016 12

8

800 7

2018 2018 1 16

10

2000

500 7

150

IPO 5 30

1 17 IPO

87.52 2.68 2016 78.98

8.36 2017 6042 3

150

2

30 2018

30 16

2017 3353

46% 2.68 50%

5 100

1 000

FinFET GAA EUV 3

eFlash/PMIC/DDI/CIS/RF/IoT 8

IP EDA

2018 8 20

2000

26

20 90

5

2020 3

Strategic Analysis Inc. Mirai

1.1

3 8000

Mirai

10%-20%

Cataler Eri Ichikawa

30

300

Yoshikazu Tanaka

Clarity 2019 Nexo SUV

https://www.d1ev.com/news/qiye/73242

1

2018-05-03

° 73lFV6? · ?6SRÀp/AÜÂA4Dup#Ï6gn8 &6? · =ÏFds#ÏÀ Aôn/ÏVgn? · ÏfG9x ° 73l? · @"ûp(ÿR405

3 LB LT-S

2018-05-17

2018

2017 2018

LT

4 A 30

2018-05-24

5 22

13.77 / 19.7 271 A

IPO

5 24

1000 413000 20

413

A (002415,) 3800

A

1984

1980 ( )

2017 9.8 660

3.7% 6.03

1827 9%

2001 A 2003

(PwC China)

2018 3 29 B

A

(601231,) 130

3

29 A 4

(002468, 23

(92%) 1 (4%) 1 A (4%) A

2019 A A

A

A 1995

50%

1700 8 FII

A 2017

110 20 9 IPO

IPO

IPO

A 1%

A A

A

2018 5 A

(002463,) PCB

(27.42%)

1941

(

1944 5 1984

3

35

5Ä÷

2018 2018

60%~80% 2017 28~42pp 2018

240~320 2017 30.4%~73.9%

- -

20-30%

20% 3 1.5~2

15~20 40 90%

2017 150

2018

2018~2020 EPS 0.58/0.73/0.94 PE 19/15/12

2018 25~28 PE

14.5-16.2

6

2018 5 30 ---

10

6

61

8

2018-06-

上海漢鏡精機股份有限公司

(~9).)Á ° EÁ@s/@m3?M9).)Á ° E22Ó1Á

9

2018-06-07

1

2

3

4

35

10

2018

2018

2018 -

11 6 5

2018-06-06

36

A

"LCmpS0DCÁÀ

*ST

12

2018-06-07

2017 6 2

123 1 9

1000

2

G60

13 2 4

2018-06-09

(2018-2020) (

) 2018

30

;

2-3 +

2020 130 (3) 1300 (

15) 450

- - - -

- - ( )

( ) ( )

+

( ) 27

100

(300255) 2 20%;

(002451)

17% 55

1 29 6 25 19.64%

15.31% iFinD

50% 110 30% 1033 *ST

(600634) *ST (002018) (002694) *ST (002122) (600666)

12 70%

A

A

2018 5 663

0.39%

A TTM PE 24 21

A 15~20%

ṅ A 12.7 36 300 12.1 A

15.2

A 2016

K

1 29 30%

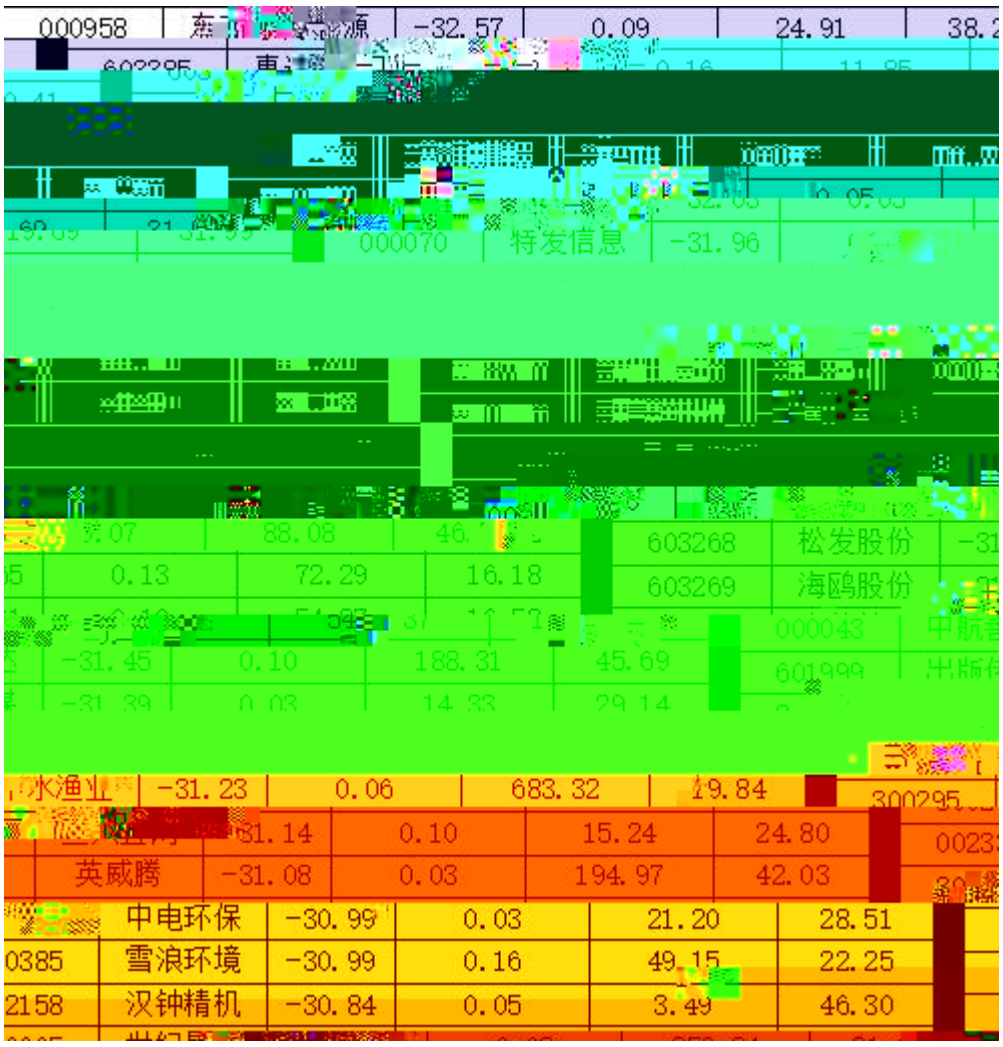
000958
-32.57
0.09
24.91
000070
特发信息
-31.96
603268
松发股份
603269
海鸥股份
000043
601999
-31.23
0.06
683.32
19.84
-31.14
0.10
15.24
24.80
英威腾
-31.08
0.03
194.97
42.03
中电环保
-30.99
0.03
21.20
28.51
0385
雪浪环境
-30.99
0.16
49.15
22.25
2158
汉钟精机
-30.84
0.05
3.49
46.30

16 2018

2018-06-26

6 22 2018

200 2018

2016-2017

80% 80%

2018

+

/ / /

/ /

TelPAä)æ”BÐ %•>Ò/

10

6 1

87.97%